




E.S.E. HOSPITAL UNIVERSITARIO SAN RAFAEL DE TUNJA
 EJECUCION PRESUPUESTAL DE INGRESOS
 PERIODO: DESDE 01 HASTA EL 30 DE NOVIEMBRE DE 2023

CÓDIGO	DESCRIPCIÓN	PRESUPUESTO						RECONOCIMIENTO			RECAUDO		SALDOS	
		INICIAL 1	CREDITO	CONTRACREDITO	ADICIONES 2	REDUCCIONES 3	DEFINITIVO 4=1+2-3	MESES ANTERIORES 5	PERIODO 6	ACUMULADOS 7=5+6	PERIODO 10	ACUMULADOS 11=9+10	PRESUPUESTO EFECTIVO 13=4-11	CUENTAS POR COBRAR 14=7-11
1	INGRESOS	227.719.077.655	0	0	117.251.160.487	0	344.970.238.142	355.230.073.651	27.478.326.482	382.708.400.133	22.040.245.547	243.826.552.270,00	101.143.685.872	138.881.847.863
10	DISPONIBILIDAD INICIAL	0	0	0	110.035.297	0	110.035.297	110.035.297	0	110.035.297	0	110.035.297,00	0	0
1.0.01	CAJA	0	0	0	5.212.781	0	5.212.781	5.212.781	0	5.212.781	0	5.212.781,00	0	0
1.0.02	BANCOS	0	0	0	104.822.516	0	104.822.516	104.822.516	0	104.822.516	0	104.822.516,00	0	0
1.0.03	INVERSIONES TEMPORALES	0	0	0	0	0	0	0	0	0	0	-	0	0
11	INGRESOS CORRIENTES	227.719.077.655	0	0	116.753.413.376	0	344.472.491.031	354.732.326.540	27.454.310.835	382.186.637.375	22.016.229.900	243.304.789.512,00	101.167.701.519	138.881.847.863
1102	INGRESOS NO TRIBUTARIOS	227.719.077.655	0	0	116.753.413.376	0	344.472.491.031	354.732.326.540	27.454.310.835	382.186.637.375	22.016.229.900	243.304.789.512,00	101.167.701.519	138.881.847.863
110205	VENTA DE BIENES Y SERVICIOS	217.917.010.822	0	0	82.054.390.366	0	299.971.401.188	310.231.236.697	27.454.310.835	337.685.547.532	22.016.229.900	217.133.417.857,00	82.837.983.331	120.552.129.675
110205001	VENTAS DE ESTABLECIMIENTOS DE MERCADO	217.917.010.822	0	0	81.404.600.106	0	299.321.610.928	309.226.961.804	27.335.643.659	336.562.605.463	21.923.436.380	216.121.030.057,00	83.200.580.871	120.441.575.406
11020500109	SERVICIOS PARA LA COMUNIDAD SOCIALES Y PERSONALES	217.917.010.822	0	0	81.404.600.106	0	299.321.610.928	309.226.961.804	27.335.643.659	336.562.605.463	21.923.436.380	216.121.030.057,00	83.200.580.871	120.441.575.406
1102050010902	SERVICIOS DE SALUD	217.917.010.822	0	0	81.404.600.106	0	299.321.610.928	309.226.961.804	27.335.643.659	336.562.605.463	21.923.436.380	216.121.030.057,00	83.200.580.871	120.441.575.406
1102050010902	SERVICIOS DE SALUD VIGENCIA ACTUAL	217.917.010.822	0	0	0	0	217.917.010.822	231.797.683.606	26.177.654.238	257.975.337.844	20.765.446.959	137.533.762.438,50	80.383.248.384	120.441.575.406
1102050010902	SERVICIOS DE SALUD VIGENCIA ANTERIOR	0	0	0	81.404.600.106	0	81.404.600.106	77.429.278.198	1.157.989.421	78.587.267.619	1.157.989.421	78.587.267.618,50	2.817.332.488	0
110205001090201	REGIMEN SUBSIDIADO	126.280.983.103	0	0	0	0	126.280.983.103	142.349.950.237	15.586.083.683	157.936.033.920	12.121.455.265	91.488.350.387,50	34.792.632.716	66.447.683.532
1102050010902010203	NO CAPITADO	126.280.983.103					126.280.983.103	142.349.950.237	15.586.083.683	157.936.033.920	12.121.455.265	91.488.350.387,50	34.792.632.716	66.447.683.532
1102050010902010203	NO CAPITADO VIGENCIA ANTERIOR	0			46.341.950.357		46.341.950.357	45.711.307.415	187.948.134	45.899.255.549	187.948.134	45.899.255.548,50	442.694.809	0
110205001090202	REGIMEN CONTRIBUTIVO	55.502.957.912	0	0	0	0	55.502.957.912	53.504.089.084	6.895.307.921	60.399.397.005	4.709.167.330	27.906.523.892,00	27.596.434.020	32.492.873.113
11020500109020202	NO CAPITADO	55.502.957.912					55.502.957.912	53.504.089.084	6.895.307.921	60.399.397.005	4.709.167.330	27.906.523.892,00	27.596.434.020	32.492.873.113
1102050010902020203	NO CAPITADO VIGENCIA ANTERIOR	0			22.815.342.056		22.815.342.056	22.238.577.807	948.578.772	23.187.156.579	948.578.772	23.187.156.579,00	-371.814.523	0
11020500109020204	EVENTOS CATASTROFICOS Y ACCIDENTES DE TRANSITO	2.732.802.750					2.732.802.750	3.464.220.578	266.466.287	3.730.686.865		483.850.437,00	2.248.952.313	3.246.836.428
1102050010902020405	EVENTOS CATASTROFICOS Y ACCIDENTES DE TRANSITO VIGENCIA ANTERIOR	0			264.984.520	0	264.984.520	264.984.520	0	264.984.520	0	264.984.520,00	0	0
11020500109020205	SEGURO OBLIGATORIO DE ACCIDENTES DE TRANSITO	6.204.158.018					6.204.158.018	4.341.292.007	352.669.826	4.693.961.833	288.890.931	2.813.099.749,00	3.391.058.269	1.880.862.084
1102050010902020506	SEGURO OBLIGATORIO DE ACCIDENTES DE TRANSITO VIGENCIA ANTERIOR	0			2.008.290.507		2.008.290.507	2.052.294.008	11.288.530	2.063.582.538	11.288.530	2.063.582.538,00	-55.292.031	0
11020500109020206	ADMINISTRADORAS DE RIESGOS LABORALES	1.801.973.623					1.801.973.623	841.825.934	187.114.578	1.028.940.512	110.023.766	686.960.281,00	1.115.013.342	341.980.231
1102050010902020607	ANTERIOR	0			368.008.060		368.008.060	395.580.284	7.237.925	402.818.209	7.237.925	402.818.209,00	-34.810.149	0
11020500109020207	FUERZAS MILITARES	4.251.033.755					4.251.033.755	4.612.397.646	824.349.578	5.436.747.404	541.395.730	661.800.557,00	3.589.233.198	4.774.946.847
1102050010902020708	FUERZAS MILITARES VIGENCIA ANTERIOR	0			1.948.076.630		1.948.076.630	2.134.463.632	0	2.134.463.632	0	2.134.463.632,00	-186.387.002	0
11020500109020208	POLICIA NACIONAL	7.873.652.920					7.873.652.920	9.653.122.481	474.125.214	10.127.247.695	2.245.173.621	8.773.351.590,00	-899.698.670	1.353.896.105
1102050010902020809	POLICIA NACIONAL VIGENCIA ANTERIOR	0			1.131.253.480	0	1.131.253.480	730.638.674	0	730.638.674	0	730.638.674,00	400.614.806	0
11020500109020209	IPS PRIVADAS	2.977.286.331					2.977.286.331	3.837.299.282	367.539.359	4.204.838.641	452.497.668	1.251.330.846,00	1.725.955.485	2.953.507.795
1102050010902020902	IPS PRIVADAS VIGENCIA ANTERIOR	0			2.084.588.493		2.084.588.493	1.905.264.634	0	1.905.264.634	0	1.905.264.634,00	179.323.859	0
1102050010902101010	IPS PÚBLICAS	0			0	0	0	29.160.013	3.498.900	32.658.913	0	5.831.500,00	-5.831.500	26.827.413
1102050010902101011	IPS PÚBLICAS VIGENCIA ANTERIOR	0			0	0	0	0	0	0	0	-	0	0
110205001090212	POBLACION EXTRANJERA	3.647.111.881					3.647.111.881	1.844.930.045	437.195.846	2.282.125.891		-	3.647.111.881	2.282.125.891
1102050010902121213	POBLACION EXTRANJERA VIGENCIA ANTERIOR	0			2.498.532.894	0	2.498.532.894	0	0	0	0	-	2.498.532.894	0
1102050010902131314	PARTICULARES	1.644.186.404					1.644.186.404	1.161.455.802	116.878.379	1.278.334.181	132.073.411	1.125.398.890,00	518.787.514	152.935.291
1102050010902131314	PARTICULARES VIGENCIA ANTERIOR	0			21.306.328		21.306.328	21.406.328	200.000	21.606.328	200.000	21.606.328,00	-300.000	0
110205001090214	PLAN COMPLEMENTARIO	10.822.125					10.822.125	56.258.222	0	56.258.222	0	-	10.822.125	56.258.222
1102050010902141415	PLAN COMPLEMENTARIO VIGENCIA ANTERIOR	0			0	0	0	0	0	0	0	-	0	0
110205001090215	ATENCIÓN A LA POBLACION POBRE NO AFILIADA AL REGIMEN SUBSIDIADO	93.403.758					93.403.758	140.305.595	43.334.710	183.640.305	0	29.319.205,00	64.084.553	154.321.100
1102050010902151516	ATENCIÓN A LA POBLACION POBRE NO AFILIADA AL REGIMEN SUBSIDIADO VIGENCIA ANTERIOR	0			9.694.650		9.694.650	12.059.160	232.600	12.291.760	232.600	12.291.760,00	-2.597.110	0
110205001090216	FONDO NACIONAL DE SALUD DE LAS PERSONAS PRIVADAS DE LA LIBERTAD	1.777.609.528					1.777.609.528	2.263.740.351	308.952.552	2.572.692.903	48.719.431	720.478.121,00	1.057.131.407	1.852.214.782
1102050010902161617	FONDO NACIONAL DE SALUD DE LAS PERSONAS PRIVADAS DE LA LIBERTAD VIGENCIA ANTERIOR	0			856.847.706	0	856.847.706	856.847.706	0	856.847.706	0	856.847.706,00	0	0
110205001090217	MEDICINA PREPAGADA	179.962.421					179.962.421	642.410.321	57.278.352	699.688.673	11.691.800	376.522.920,00	-196.560.499	323.165.753
1102050010902171718	MEDICINA PREPAGADA VIGENCIA ANTERIOR	0			52.230.381		52.230.381	101.088.526	2.503.460	103.591.986	2.503.460	103.591.986,00	-51.361.605	0
110205001090218	OTRAS VENTAS DE SERVICIOS DE SALUD	2.939.066.293					2.939.066.293	3.055.226.008	256.858.873	3.312.084.881	104.358.006	1.210.944.063,00	1.728.122.230	2.101.140.818
1102050010902181819	OTRAS VENTAS DE SERVICIOS DE SALUD VIGENCIA ANTERIOR	0			1.003.494.044		1.003.494.044	1.004.765.504	0	1.004.765.504	0	1.004.765.504,00	-1.271.460	0
110205002	VENTAS INCIDENTALES DE ESTABLECIMIENTOS NO DE MERCADO	0	0	0	649.790.260	0	649.790.260	1.004.274.893	118.667.176	1.122.942.069	92.793.520	1.012.387.800,00	-362.597.540	110.554.269
110205002	VENTAS INCIDENTALES DE ESTABLECIMIENTOS NO DE MERCADO ACTUAL	0	0	0	628.460.504	0	628.460.504	981.914.754	117.636.793	1.099.551.547	91.763.137	988.997.278,00	-360.536.774	110.554.269
110205002	VENTAS INCIDENTALES DE ESTABLECIMIENTOS NO DE MERCADO ANTERIOR	0	0	0	21.329.756	0	21.329.756	22.360.139	1.030.383	23.390.522	1.030.383	23.390.522,00	2.060.766	0

CÓDIGO	DESCRIPCIÓN	PRESUPUESTO						RECONOCIMIENTO			RECAUDO		SALDOS	
		INICIAL 1	CREDITO	CONTRACREDITO	ADICIONES 2	REDUCCIONES 3	DEFINITIVO 4=1+2-3	MESES ANTERIORES 5	PERIODO 6	ACUMULADOS 7=5+6	PERIODO 10	ACUMULADOS 11=9+10	PRESUPUESTO EFECTIVO 13=4-11	CUENTAS POR COBRAR 14=7-11
11020500207	SERVICIOS FINANCIEROS Y SERVICIOS CONEXOS, SERVICIOS INMOBILIARIOS Y SERVICIOS DE LEASING	0	0	0	64.644.648	0	64.644.648	303.477.324	85.393.674	388.870.998	87.321.868	378.102.221,00	-313.457.573	10.766.777
11020500207	SERVICIOS FINANCIEROS Y SERVICIOS CONEXOS, SERVICIOS INMOBILIARIOS Y SERVICIOS DE LEASING	0	0	0	14.240.093		14.240.093	15.270.476	1.030.383	16.300.859	1.030.383	16.300.859,00	-2.060.766	0
11020500208	SERVICIOS PRESTADOS A LAS EMPRESAS Y SERVICIOS DE PRODUCCIÓN	0	0	0	563.815.856	0	563.815.856	678.437.430	32.243.119	710.680.549	4.441.269	610.895.057,00	-47.079.201	99.785.492
11020500208	SERVICIOS PRESTADOS A LAS EMPRESAS Y SERVICIOS DE PRODUCCIÓN VIGENCIA ANTERIOR	0	0	0	7.089.663	0	7.089.663	7.089.663	0	7.089.663		7.089.663,00	0	0
110206	TRANSFERENCIAS CORRIENTES	9.802.066.833	0	0	34.699.023.010	0	44.501.089.843	44.501.089.843	0	44.501.089.843	0	26.171.371.655,00	18.329.718.188	18.329.718.188
110206006	TRANSFERENCIAS DE OTRAS ENTIDADES DEL GOBIERNO GENERAL	9.802.066.833	0	0	34.699.023.010	0	44.501.089.843	44.501.089.843	0	44.501.089.843	0	26.171.371.655,00	18.329.718.188	18.329.718.188
11020600606	OTRAS UNIDADES DE GOBIERNO	9.802.066.833	0	0	34.699.023.010	0	44.501.089.843	44.501.089.843	0	44.501.089.843	0	26.171.371.655,00	18.329.718.188	18.329.718.188
12	RECURSOS DE CAPITAL	0	0	0	387.711.814	0	387.711.814	387.711.814	24.015.647	411.727.461	24.015.647	411.727.461,00	-24.015.647	0
1205	RENDIMIENTOS FINANCIEROS	0	0	0	387.711.814	0	387.711.814	387.711.814	24.015.647	411.727.461	24.015.647	411.727.461,00	-24.015.647	0
120502	DEPÓSITOS	0	0	0	387.711.814		387.711.814	387.711.814	24.015.647	411.727.461	24.015.647	411.727.461,00	-24.015.647	0
TOTAL PRESUPUESTO:		227.719.077.655	0	0	117.251.160.487	0	344.970.238.142	355.230.073.651	27.478.326.482	382.708.400.133	22.040.245.547	243.826.552.270,00	101.143.685.872	138.881.847.863

APROBADO  GERMAN FRANCISCO PERTUZ GONZALEZ GERENTE	REVISO  OLGA NATALIE MANRIQUE ABRIL SUBGERENTE ADMINISTRATIVO Y FINANCIERO	PREPARADO  HELKYN H. RAMIREZ ALVAREZ PROFESIONAL PRESUPUESTO
---	---	---

Elaboró: Claudia Milena Torres Sierra